



KidSight Annual Report

July 1, 2017 to June 30, 2018

KidSight Annual Report

July 2017 to June 2018



Our Screenings

KidSight screens throughout the state using auto-refractor cameras which produce an immediate pass/refer result. KidSight's professional and volunteer screeners are trained to understand the screening results and explain them to lay people in commonsense language.

Partner Sites

We screened at
1,254 SITES
in Missouri.

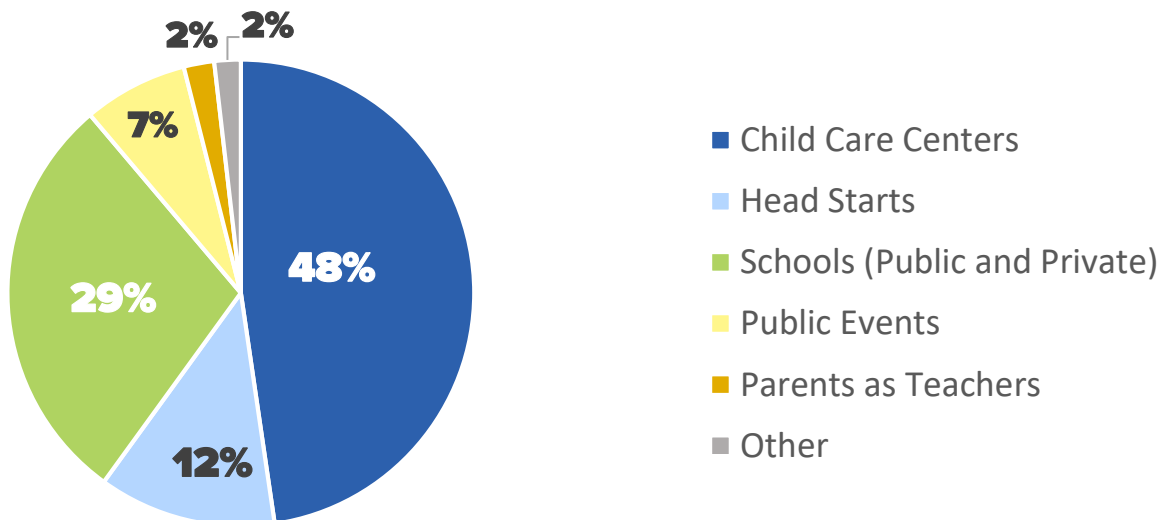
Screenings

We provided vision screenings
for **69,661 CHILDREN.**

Referrals

We referred
3,870 CHILDREN
for possible vision problems.

Below is a breakdown by percent of the types of partner sites KidSight screened at in FY17-18. Child Care Centers include day cares, preschools and child care centers. Schools include public and private schools. Public events are events that are open to the community, including Back to School Fairs, public library screenings, events at attractions (St. Louis Science Center, Science City, etc.), Kindergarten Round Ups, etc.



Number of Children Screened by KidSight Territory

Kansas City	Mid-MO	Southwest	St. Louis	Southeast
15,875	15,568	13,704	18,8281	6,229

KidSight Annual Report

July 2017 to June 2018



Our Comprehensive Follow-Up Program

Services include a comprehensive referral packet sent home to parents with instructions on what to do next, answers to frequently asked questions, lists of kid-friendly doctors by county, and a print-out of their child's screening results. KidSight maintains a toll free number with the ability to translate up to 150 languages in real time. KidSight will assist parents with finding a kid-friendly eye doctor in their area, filling out Medicaid forms, understanding their private insurance coverage, understanding the screening results, and connecting them to resources that could pay for the eye exam/glasses if they cannot. If KidSight knows your Lions Club pays for vision care, we will connect local families in need to you.

39%

of referrals were HIGH RISK for vision loss

KidSight was able to contact

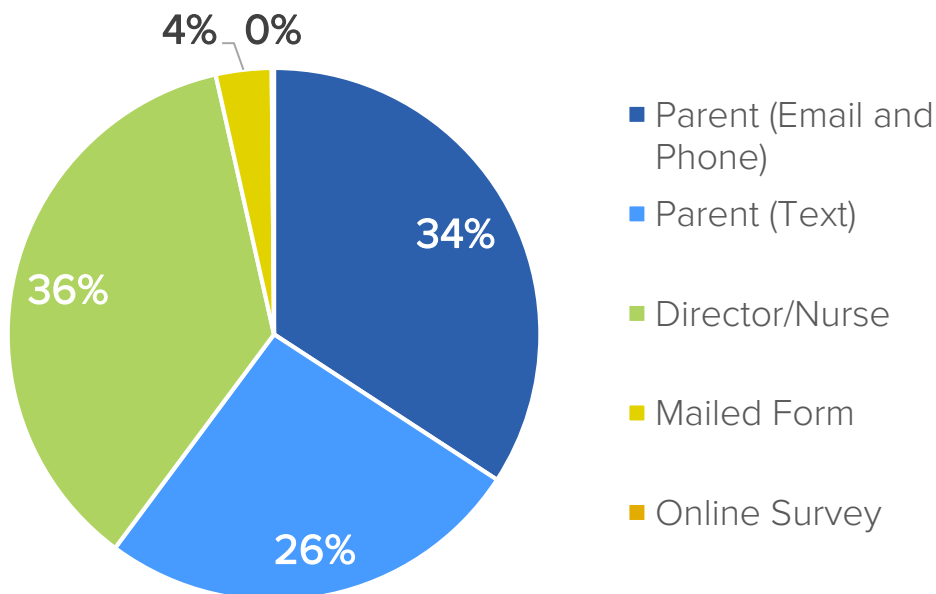
72%

of parents of referred children.

71%

of referred children went on to see an eye doctor.

Methods of Contact: KidSight used a variety of methods to contact parents of referred children. Of the methods, 64% were direct contacts with parents (surveys, text, email, phone) and 36% involved contact with staff at a partner site (director/nurse).



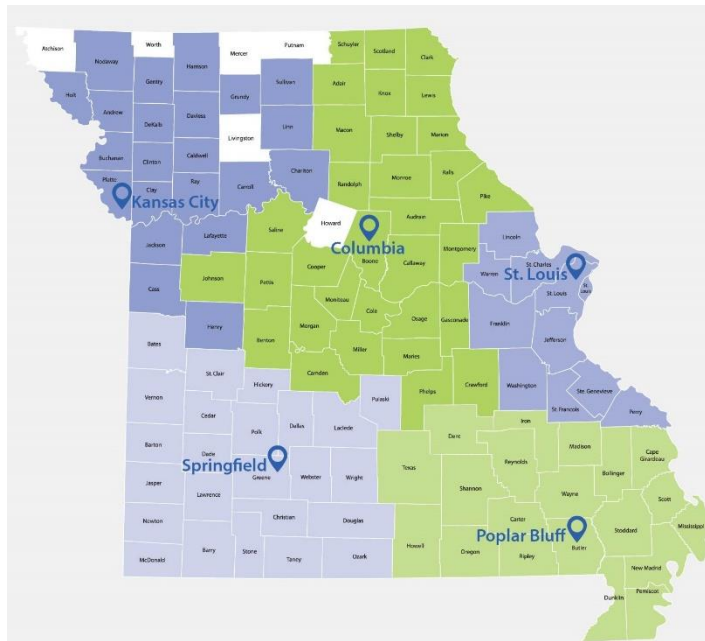
KidSight Annual Report

July 2017 to June 2018



Our Service Area

KidSight is the *only* professional screening program in many of Missouri's rural counties. In FY17-18, KidSight screened in 108 of Missouri's 114 counties, plus St. Louis City. Counties in white did not have screenings in FY17-18. KidSight is working to cover those counties in FY18-19.



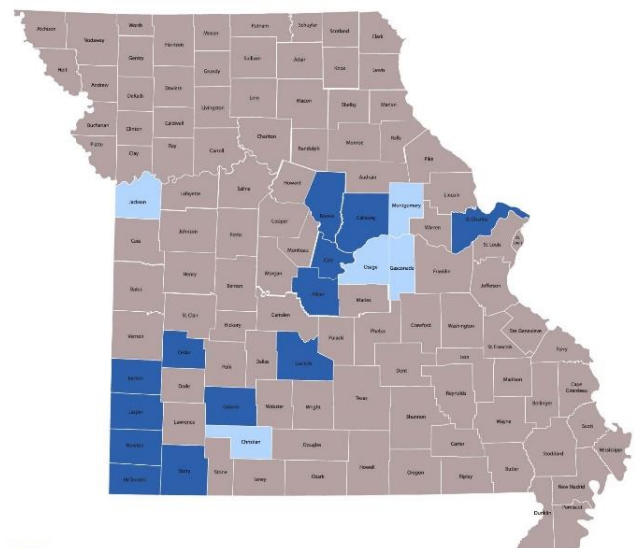
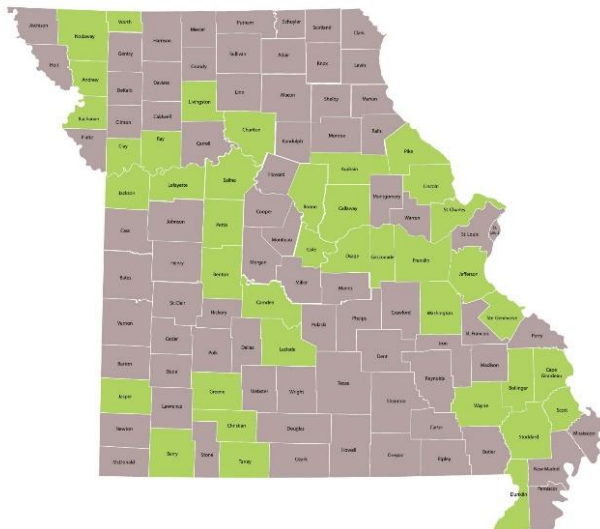
Our Volunteer Program

KidSight spent the last two years recruiting Lions and other volunteers to assist and lead screenings. KidSight currently has 6 volunteer teams screening on their own and 4 volunteer teams in training. KidSight went from 75 trained and background checked volunteers in FY16-17 to 140 by the end of FY17-18.

Counties in green have trained assistant volunteers.

KidSight Volunteer Technicians & Technicians in Training

KidSight Volunteer Assistant Coverage



- Volunteer Technicians
- Volunteer Technicians in Training

KidSight Annual Report

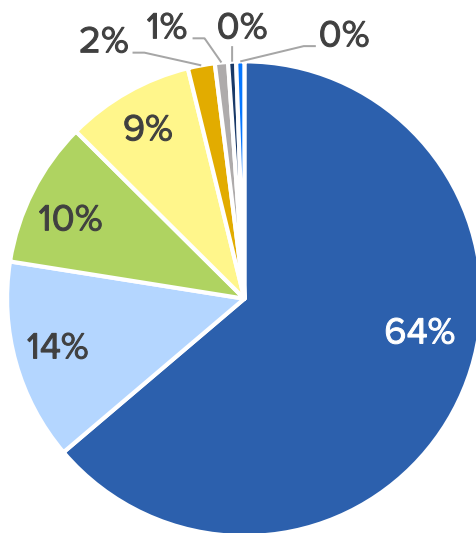
July 2017 to June 2018



Our Budget

KidSight has reduced our budget from \$702,653 in FY16-17 to anticipated budget expenses of \$457,183 for FY18-19.

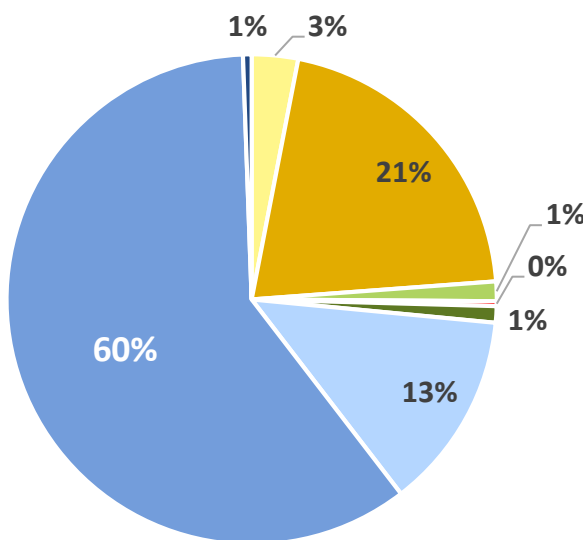
Actual Expenses FY17-18



Total Expense: \$583,702

- Staffing
- Fundraising
- Facility/Rent
- Mileage/Travel
- Supplies (printing, office supplies, postage)
- Other (audit, software subscr., etc.)
- Training/Onboarding (Staff & Volunteer)
- Translation & Camera Maint.

Actual Income FY17-18



Total Income: \$567,964

- Individual Donations
- Lions Clubs Donations
- Partner Site Donations
- Other Donations
- Corporate Grants
- Foundation Grants
- Foundation Saving Sight (Supporting Foundation)
- Fee for Service

Ending Net Assets: \$312,880

KidSight Annual Report

July 2017 to June 2018



Thank you to our largest Donors for FY 2017-2018

\$10,000 or More

Foundation Saving Sight

Symes Vision Fund at Greater Kansas City Community Foundation

Boeing Employees Community Fund

Concord Village Lions- Fish for Sight Event

\$5,000 to \$9,999

Capital City Lions Club (First Capital Lions Foundation)

Lions Eye Foundation of District 26 M2

PDG Association of M5

Anonymous Individual

\$2,000 to \$4,999

Branson Hollister Lions Club

Jefferson City Host Lions Club

Cape Girardeau Lions Club

Lions Club of Webster Groves

Harvester Lions Club

Paris Lions Club

Lions District 26-M3- District Governor Bob Noellsch's Chosen Charity

Lions John and Kathy Reese

\$1,000 to \$1,999

Columbia Host Lions Club

Patton Lion's club

Columbia Rock Bridge Lions Club

Rolla Lions Club

Concordia Lion Club

Sedalia Lions Club

Ferguson Lions Club

Sikeston Lions Club

House Springs Lions Club

State Fair Lions Club

Jefferson Evening Lions Club

Wardsville Lions Club

Maryville Host Lions Club

Washington Lions Club

Millersberg Lions Club

Wildwood Area Lions Club

Monett Lions Club