



# KidSight Annual Report

**July 1, 2018 to June 30, 2019**

# KidSight Annual Report

## FY18-19



## Our Screenings

KidSight's professional and volunteer screeners understand the screening results and can explain them in commonsense language. Screeners also learn how to use other screening methods (for example LEA Chart, stereoscopic, and color blind tests) to further understand the child's results or to clarify camera results.

### Partner Sites

We screened at  
**1,031 SITES**  
in Missouri.

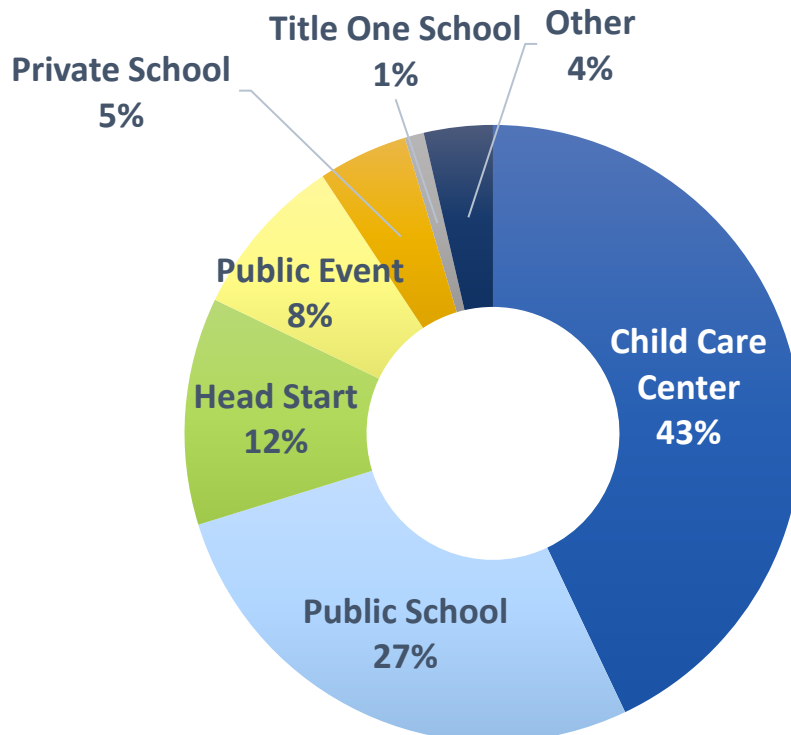
### Screenings

We provided screenings for  
**67,025 CHILDREN.**

### Referrals

We referred  
**4,469 CHILDREN**  
for possible vision problems.

**Type of Sites:** Below is a breakdown of the total number of sites served in FY18-19 by type. *Child Care Centers* include day cares, preschools, and early childhood centers. *Public events* are events that are open to the community, including Back to School Fairs, public library screenings, health fairs, etc. *Other* are sites that do not fit in existing categories and includes Parents as Teachers, homeschool groups, and charter schools. Title One schools are schools that are designated Title 1 Schools or schools with at least 50% of children on free or reduced lunch.

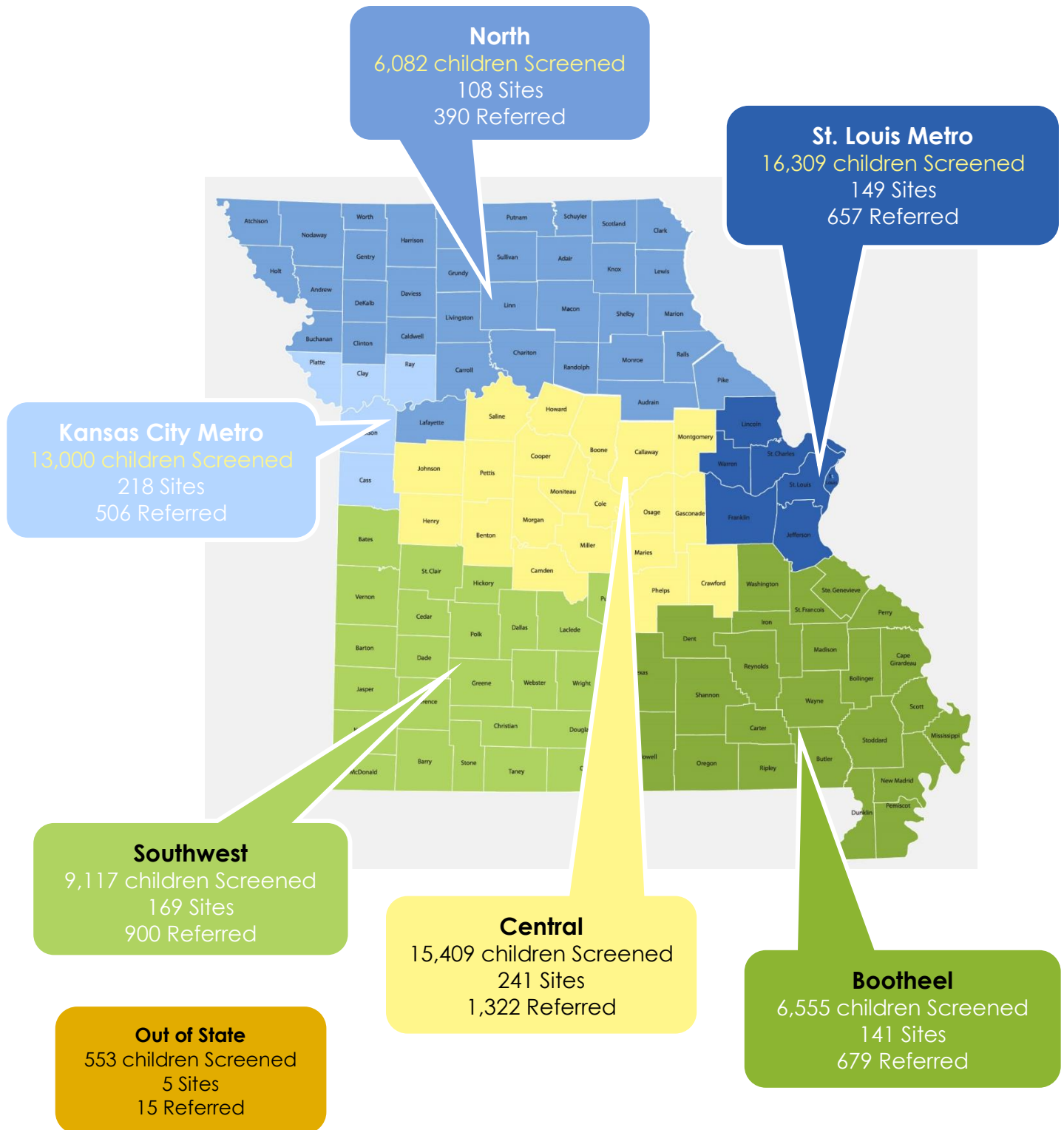


# KidSight Annual Report

## FY18-19



### Screenings by Territory





### Our Comprehensive Follow-Up Program

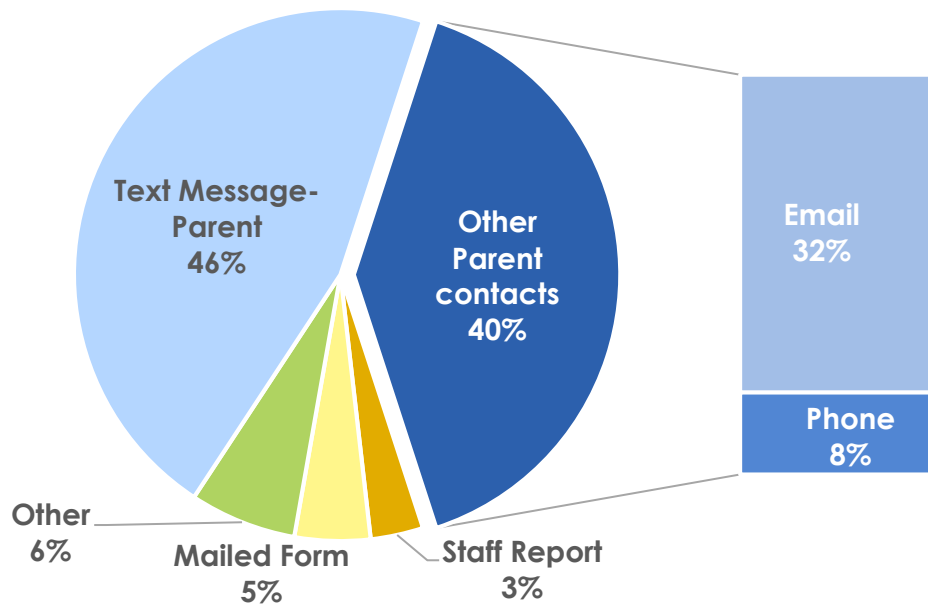
Services include a comprehensive referral packet sent home to parents with instructions on what to do next, answers to frequently asked questions, lists of kid-friendly doctors by county, and a print-out of their child’s screening results. KidSight maintains a toll free number with the ability to translate up to 150 languages in real time. KidSight will assist parents with finding a kid-friendly eye doctor in their area, filling out Medicaid forms, understanding their private insurance coverage, understanding the screening results, and connecting them to resources that could pay for the eye exam/glasses if they cannot.

**33%**  
of referrals were HIGH RISK for vision loss

KidSight was able to contact **74%** of parents of referred children.

**89%**  
of children KidSight contacted went on to see an eye doctor.

**Methods of Contact:** KidSight used a variety of methods to contact parents of referred children.



**“KidSight is helping children keep their gift of eyesight.** Without KidSight, many kids would grow up having vision difficulties that would go undiagnosed and interfere with their educational career.”

Read Jameson's full KidSight story at [www.kid-sight.org/stories](http://www.kid-sight.org/stories).

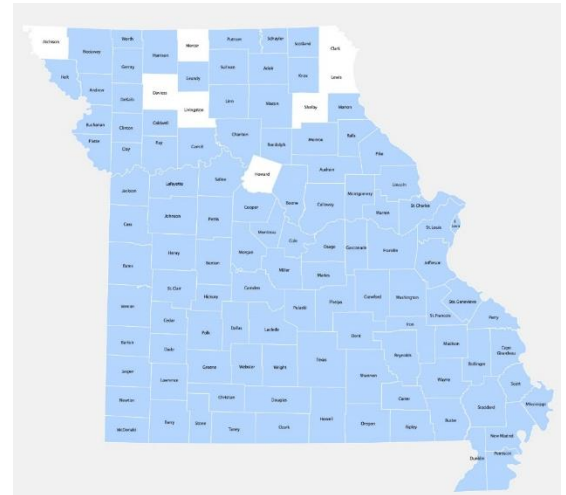
# KidSight Annual Report

## FY18-19



### Service Area

KidSight is the *only* professional screening program in many of Missouri’s rural counties. In FY18-19, KidSight screened in 108 of Missouri’s 114 counties, plus St. Louis City. Counties in white did not have screenings in FY18-19.



“She got her glasses yesterday! When she walked outside, she commented how the trees had leaves! Her mom also said that when she was reading books she was taking her time because she was looking at the pictures that were in so much detail. THANK YOU!!”

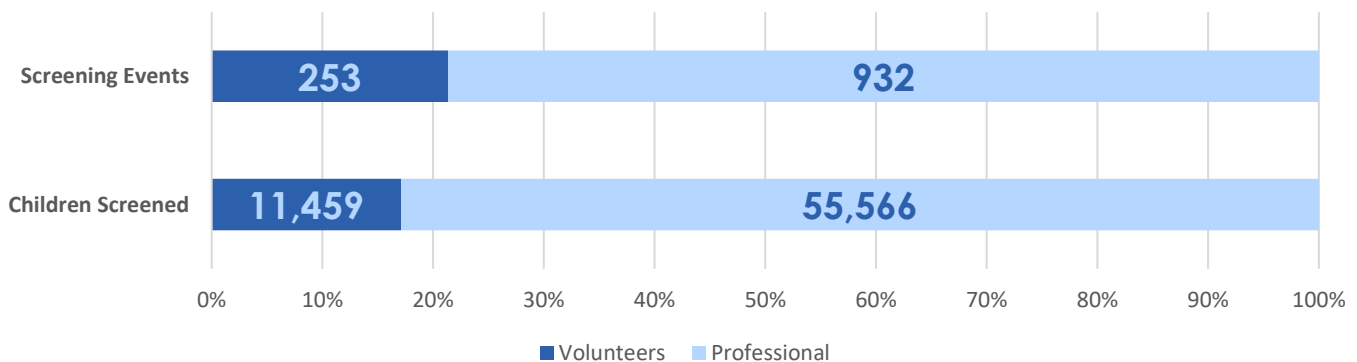
-School Nurse in Northeast MO



### Our Volunteer Program

KidSight started FY18-19 with 7 trained volunteer screeners and ended in June with 20; a gain of 13 screeners. At the end of June, KidSight had 5 people in training to be screeners.

Volunteer Screeners screened a total of **11,459** children in FY18-19; a gain of **3,245** over FY17-18.



\*Screening Events are the number of screening episodes. (i.e. two days of screenings at one site equals two screening events.)



# KidSight Annual Report

## FY18-19



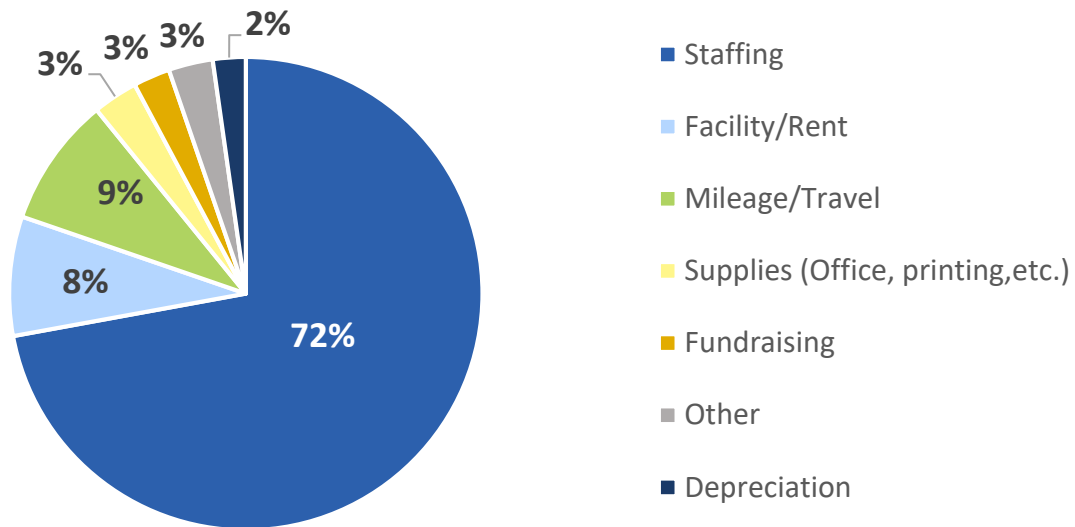
### Our Budget

KidSight's Fiscal Year 18-19 was July 1, 2018 to June 30, 2019

KidSight has reduced our budget expenses from \$702,653 in FY16-17 to expenses of \$327,101 for FY19-20.

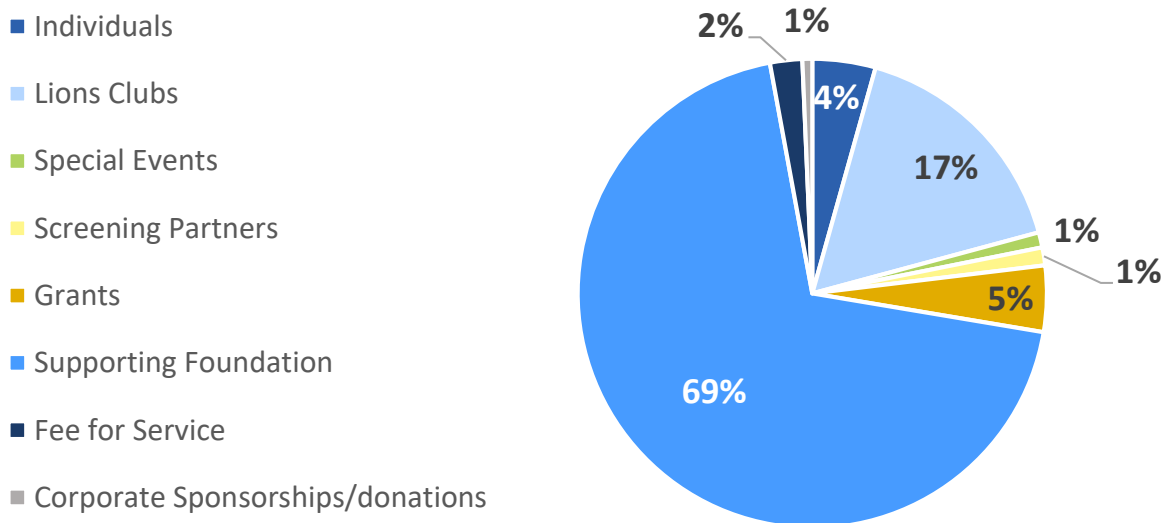
### Actual Expenses FY18-19

Total: \$454,030



### Actual Income FY18-19

Total: \$460,732



**Ending Net Assets: \$366,820**

# KidSight Annual Report

FY18-19



## Thank You to our Donors!

### \$10,000 or More

Foundation Saving Sight

W J Brace Charitable Trust

### \$5,000 to \$9,999

Prime Health Foundation

Missouri Lions- Multiple District 26

Lions District 26-M6

Lions Eye Foundation of District 26-M2

Anonymous Individual #1

Anonymous Individual #2

### \$2,000 to \$4,999

Jefferson City Host Lions Club

Ash Grove Charitable Foundation

Branson Hollister Lion Club

Cape Girardeau Lions Club

PDG Association of Lions District 26-M5

Webster Groves Lions Club

Concordia Lions Club

First Capital Lions Club

Paris Lions Club

Sikeston Lions Club

### \$1,000 to \$1,999

Bowling Green Lions Club

Jefferson City Evening Lions Club

Lake Winnebago Lions Club

Ste. Genevieve Lions Club

Lions District 26-M3

Maryville Host Lions Club

Millersburg Lions Club

Monett Lions Club

Patton Lions Club

Rolla Lions Club

Sedalia Lions Club

St. Joseph Host Lions Club

Washington Lions Club

## Thank You to our Eye Doctor Sponsors!



# KidSight Annual Report

FY18-19



[http:// kid-sight.org](http://kid-sight.org)

1-855-4KIDSIGHT

(1-855-454-3744)